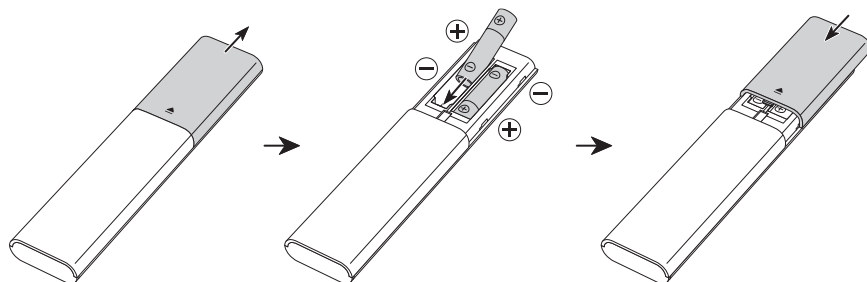
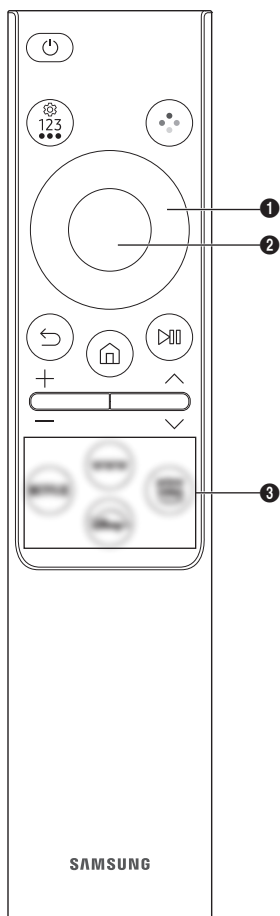












SAMSUNG



BN68-18540A-00

About the Buttons on the Remote Control



Button	Description
 (Power)	Press to turn the TV on or off.
 (Settings / Number / Option button)	<p>You can access Setting menu / virtual numeric pad / Option pad / SmartThings directly.</p> <ul style="list-style-type: none"> Accessing the SmartThings app using this button may not be supported, depending on the model. Use this button to access additional options that are specific to the feature in use. Press to bring up the virtual numeric pad on the screen. Use the numeric keypad to enter numeric values. Select numbers and then select Done or Enter Number to enter a numeric value. Use to change the channel, enter a PIN, ZIP code and etc.
 (Colour button)	When pressed, coloured buttons appear on the screen. Use this button to access additional options that are specific to the feature in use.
 Directional button (up, down, left, right)	Moves the focus and changes the values seen on the TV's menu.
 Select	Selects or runs a focused item. When pressed while you are watching a broadcast programme, detailed programme information appears.
 (Return)	Press to return to the previous menu. When pressed for 1 second or more, the running function is terminated. When pressed while you are watching a programme, the previous channel appears.
 (Smart Hub)	Press to switch to the Home Screen.
 (Play/pause)	When pressed, the playback controls appear. Using these controls, you can control the media content that is playing.
 + / - (Volume)	Move the button up or down to adjust the volume. To mute the sound, press the button. When pressed for 2 seconds or more, the Accessibility Shortcuts appears.
 ^ / v (Channel)	<p>Move the button up or down to change the channel. To see the Guide or Channel List screen, press the button. (The Guide or Channel List screen appears depending on the geographical area.)</p> <ul style="list-style-type: none"> When pressed for 1 second or more, the Channel List screen appears.
 Launch app button	<p>Press each button to run its function. (These buttons may vary depending on the geographical area.)</p> <ul style="list-style-type: none"> Available apps may differ depending on the geographical area or contents provider.

- The images, buttons, and functions of the remote control may differ with the model or geographical area.
- If you use the remote control that comes with your TV to control another TV, some functions may not operate normally.